LCD-70H

TOP

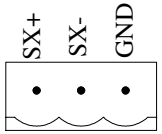

SX+, SX- to "ECD Encoder" board.
when using Serial Inputs

INPUTS: All inputs 24VDC.
Positive or Negative switching

SP1. Not Used
SM5. "Lift Overloaded"
SM4. "Lift on Idependent Service"
SM3. "Lift on Fire Service"
SM2. "Fire Service Recall Lift returning to main floor"
SM1. "Out of Service"
TRIG. Tennant directory message trigger.
C2. Common for TRIG and Special Messages 1-5
Special Messages over ride Tennnant Directory

Special Message input priority order;
1. SM3
2. SM2
3. SM4
4. SM5
5. SM1

1-32. Floor Inputs
DN-UP. Direction Iputs
C1. Common for Floor and direction inputs

Select for Input config.
SP for Serial Inputs

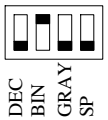

Remove power when
removing or installing USB



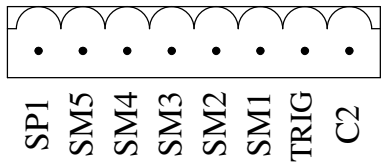

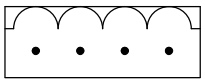

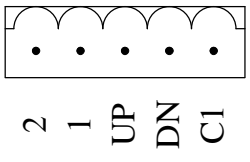

24 VDC
Supply

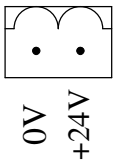

Revision:	CHANGES	DATE:	SIGN:	Job No:	Drawing No: LCD 70 Wiring Config
A				Drawn	LCD-70H Wiring
B				APP	
C				Rev:	Date 18-05-15 — SHEET 1 OF 1